



COAXPRESS CABLE PERFORMANCE



TABLE 1

CABLE TYPE	COAX DESCRIPTION	FLEX RATING	NOMINAL O.D. mm / In	CXP-1 1.25 Gbps	CXP-3 3.125 Gbps	CXP-6 6.25 Gbps
1	Miniature	STATIC	See Table 3	45 METERS	35 METERS	20 METERS
2	RG 59	HIGH FLEX	6.15 / .242	45 METERS	35 METERS	20 METERS
3	RG6 Quad Shield	STATIC	6.9 / .272	100 METERS	65 METERS	50 METERS

FIG 1 Max Attn High Speeds Cable Type 1

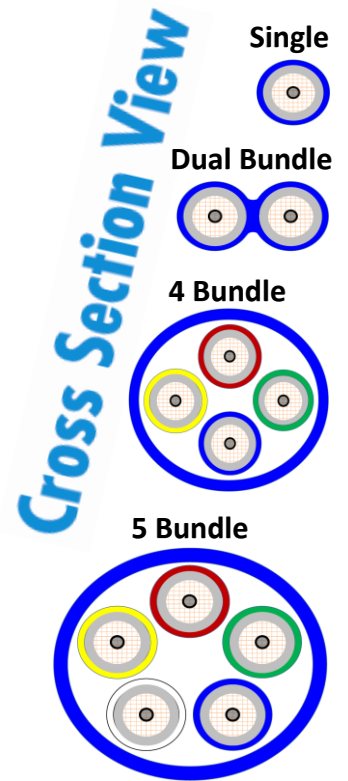
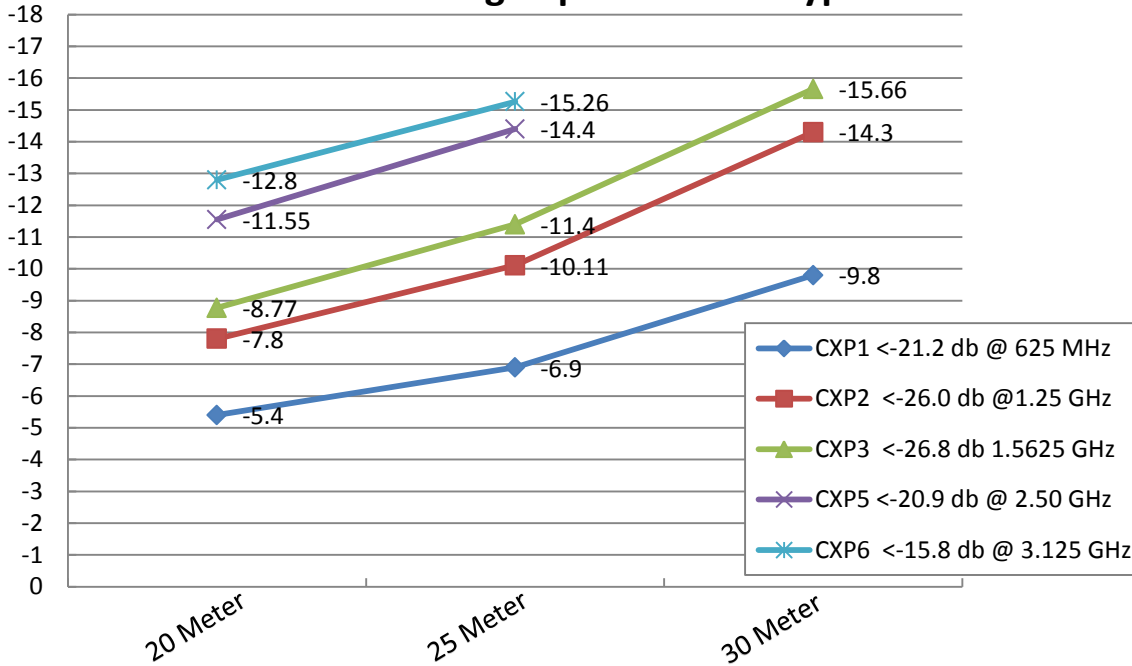


TABLE 2


CXP Speed			CXP Standard
Attenuation {dB}	LOW-SPEED	30 [MHz.]	< 4.7
	CXP-1	0.625 [GHz]	< 21.2
	CXP-2	1.25 [GHz]	<26.0
	CXP-3	1.5625 [GHz]	<26.8
	CXP-5	2.5 [GHz]	<20.9
	CXP-6	3.125 [GHz]	<15.8
Return Loss {dB}		0-500 MHz	> 20
		500 MHz - 3.2 GHz	>15
Resistance Ω		Center & Shield	Total Resistance Less Than: 4.98 Ω
Characteristic Impedance 75 Ω : $\pm 4 \Omega$			



Components Express, Inc. • 10330 Argonne Woods Drive • Suite 100 • Woodridge, IL 60517-5066

630.257.0605 • 800.578.6695

www.componentsexpress.com



C-TRACK TESTING

75 mm Bend Radius

700 mm Linear Travel

60 Cycles per minute

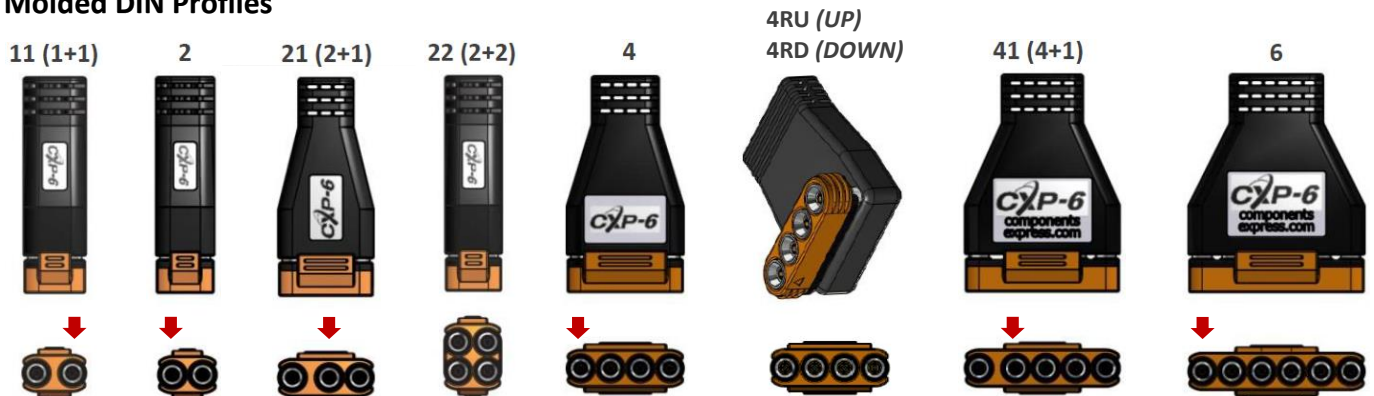
TABLE 3

Cable Type	Coax Cable Description	Bandwidth GHz.	Flex Rating	Outer Jacket	RoHS Compliant	Nominal O.D. mm / In.	Bend Radius mm / In.
1	Miniature (Single)	4.5	STATIC	PVC	Yes	4.04 / .159	38 / 1.5
	Miniature (Dual Bundle)	4.5		PVC	Yes	4.06 x 8.25 mm .106 x .325 In	40 / 1.6
	Miniature (4 Bundled)	4.5		TPE	Yes	13.64 / .537	136 / 5.37
	Miniature (5 Bundled)	4.5		TPE	Yes	14 / .550	140 / 5.5
	Miniature (6 Bundled)	4.5		TPE	Yes	15.25 / .6	152 / 6.0
2	RG 59	4.5	HIGH FLEX	PVC	Yes	6.15 / .242	61 / .242
3	RG6 Quad Shield	4.5	STATIC	PVC	Yes	6.9 / .272	68 / .272

Available Connector Types

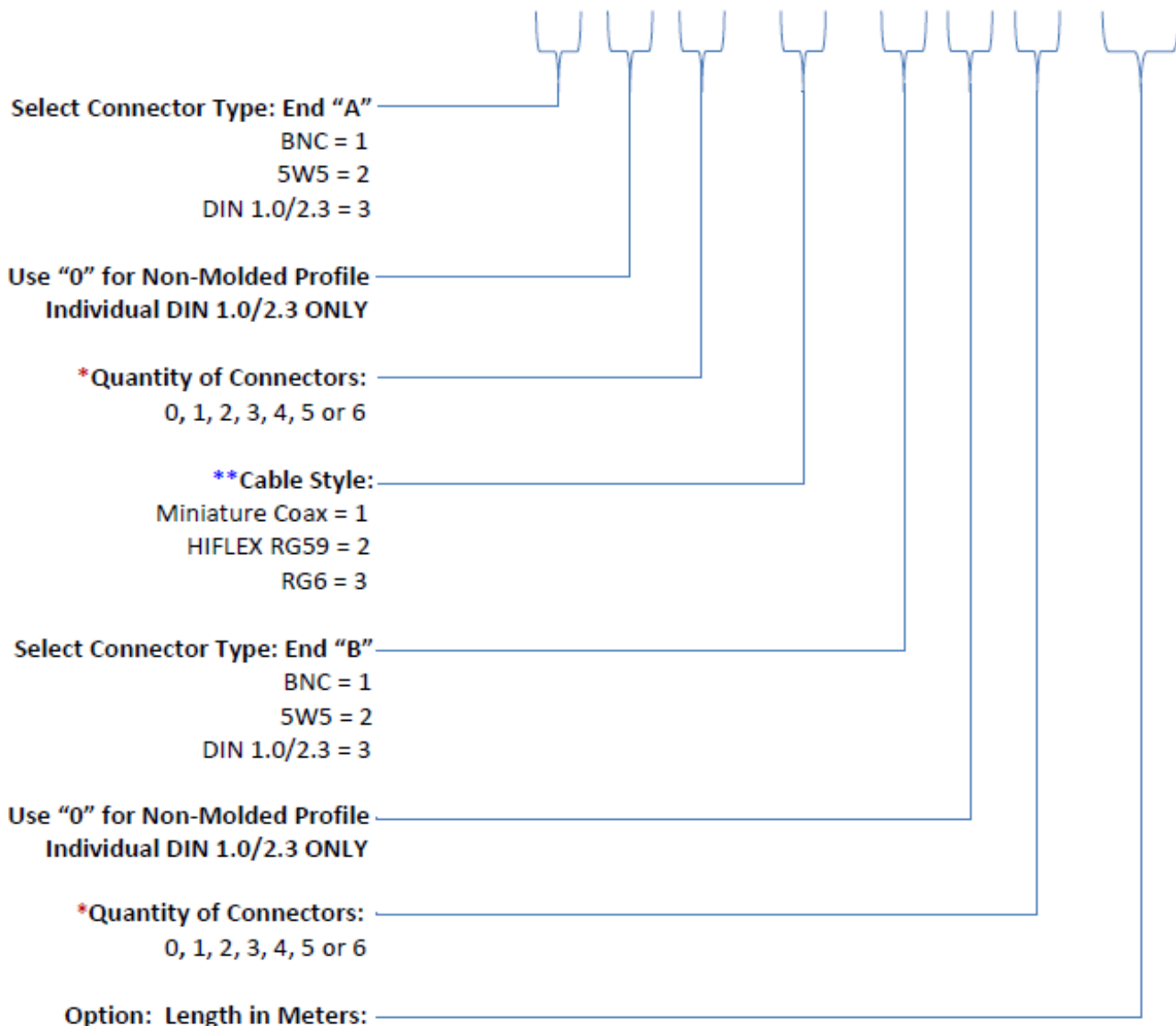


Molded DIN Profiles





PART NUMBER REFERENCE: CX - XX X - X - X X X - XX



* For 5W5 connector, select quantity 0.
For Molded DIN 1.0/2.3 Profile, please select from below

** Reflects cable style used, see specification sheet for dimensional information per configuration.

*** Customer specified master channel for "4R" Molded Right Angle DIN 1.0/2.3 Profile.

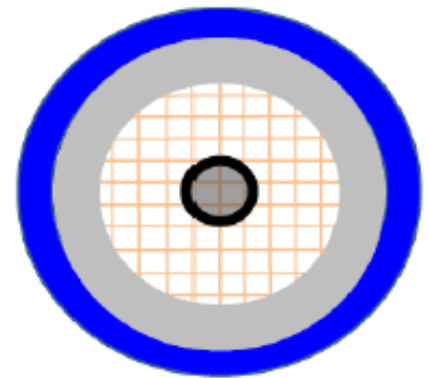


Cable Type: 1

4.5GHz 3G/SDI Miniature 23AWG Riser Rated Coaxial Cable

Material

CENTER CONDUCTOR	23 AWG Solid BC .023" OD
DIELECTRIC	Gas-Injected Foam PE .100" OD
SHIELD	100% Aluminum Foil 95% TC Braid
JACKET	Low Pressure, Easy Strip PVC or TPE



Characteristics

Impedance	Return Loss	DC Resistance	Capacitance	Vel. Of Prop.	Pulling Tension	Operating Temperature
75Ω (+/-2)	>23 db (1MHZ - 1.5GHz) >21 db (1.5GHz - 4.5GHz)	Conductor: 20Ω Shield: 7.6Ω/Mft	16.4 pF/ft	83%	35 lbs max.	-30°C to 75°C

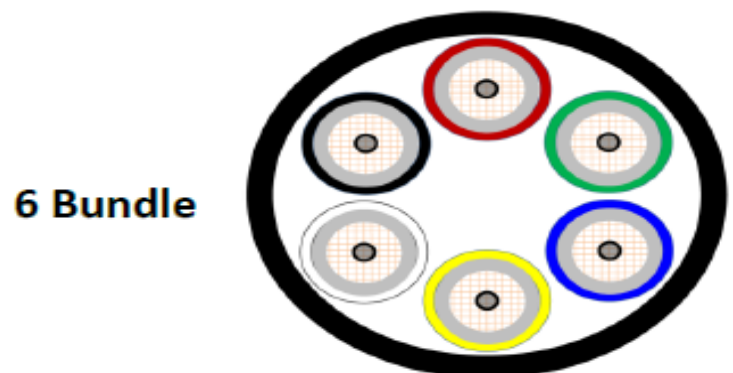
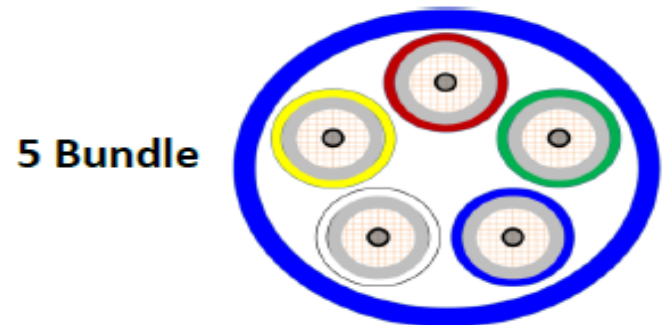
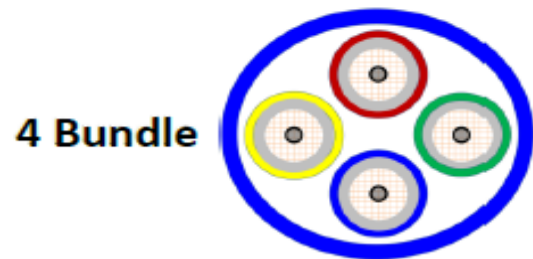
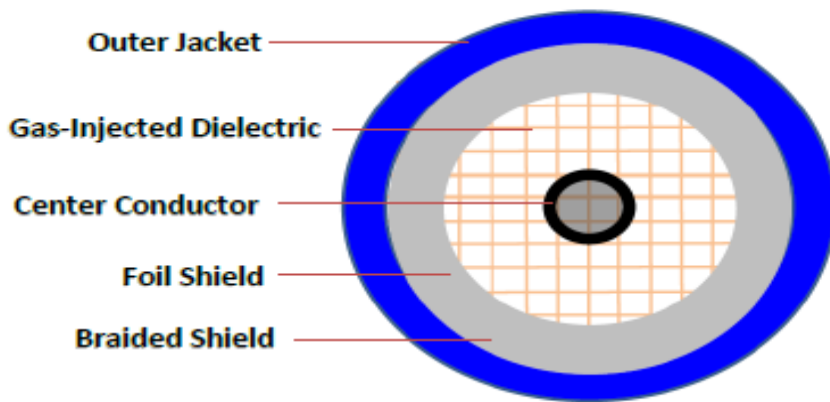
Physical Dimensions

Coax Cable Description	Bandwidth GHz.	Flex Rating	Outer Jacket	RoHS Compliant	Nominal O.D. mm / In.	Bend Radius mm / In.
Miniature (Single)	4.5	STATIC	PVC	Yes	4.04 / .159	38 / 1.5
Miniature (Dual Bundle)	4.5		PVC	Yes	4.06 x 8.25 mm .106 x .325 In	40 / 1.6
Miniature (4 Bundled)	4.5		TPE	Yes	13.64 / .537	136 / 5.37
Miniature (5 Bundled)	4.5		TPE	Yes	14 / .550	140 / 5.5
Miniature (6 Bundled)	4.5		TPE	Yes	15.25 / .6	152 / 6.0



Cable Type: 1

Cross Section View



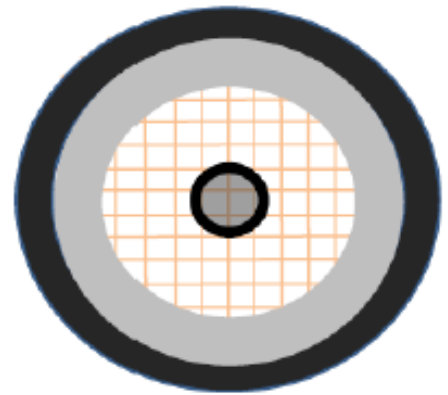


Cable Type: 2

4.5GHz 3G/SDI RG59 Hi-Flex Coaxial Cable

Material

CENTER CONDUCTOR	21 AWG (19 Strand) BC .031" OD
DIELECTRIC	Gas-Injected Foam PE .146" OD
SHIELD	90% TC Braid & 90% TC Braid Dual Braided
JACKET	Hi-Flex Matte PVC

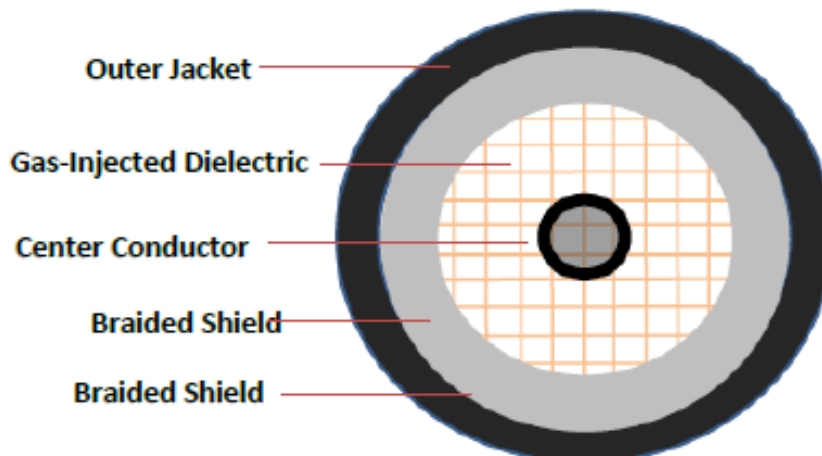


Characteristics

Impedance	Return Loss	DC Resistance	Capacitance	Vel. Of Prop.	Pulling Tension	Operating Temperature
75Ω (+/-2)	>20 db (1MHZ - 1.5GHz) >15 db (1GHz - 4.5GHz)	Conductor: 12.2Ω Shield: 2.4Ω/Mft	17.0 pF/ft	78%	90 lbs max.	-35°C to 75°C

Physical Dimensions

Coax Cable Description	Bandwidth GHz.	Flex Rating	Outer Jacket	RoHS Compliant	Nominal O.D. mm / In.	Bend Radius mm / In.
RG 59	4.5	HIGH FLEX	PVC	Yes	6.15 / .242	61 / .242



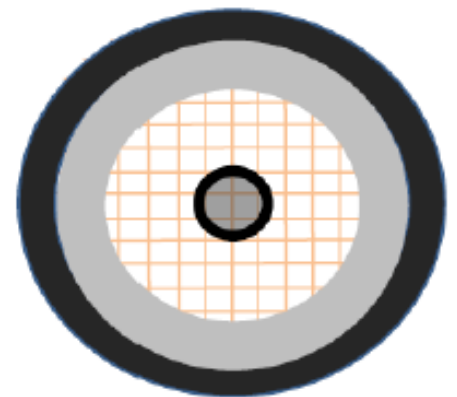


Cable Type: 3

4.5GHz 3G/SDI RG6 Quad Shield Riser Rated Coaxial Cable

Material

CENTER CONDUCTOR	18 AWG Solid BC .040" OD
DIELECTRIC	Gas-Injected Foam PE .180" OD
SHIELD	100% Aluminum Foil 95% TC Braid
JACKET	Low Pressure PVC



Characteristics

Impedance	Return Loss	DC Resistance	Capacitance	Vel. Of Prop.	Pulling Tension	Operating Temperature
75Ω (+/-2)	>23 db (1MHZ - 1.5GHz) >21 db (1.5GHz - 4.5GHz)	Conductor: 6.4Ω Shield: 2.8Ω/Mft	16.3 pF/ft	83%	70 lbs max.	-30°C to 75°C

Physical Dimensions

Coax Cable Description	Bandwidth GHz.	Flex Rating	Outer Jacket	RoHS Compliant	Nominal O.D. mm / In.	Bend Radius mm / In.
RG6 Quad Shield	4.5	STATIC	PVC	Yes	6.9 / .272	68 / .272

